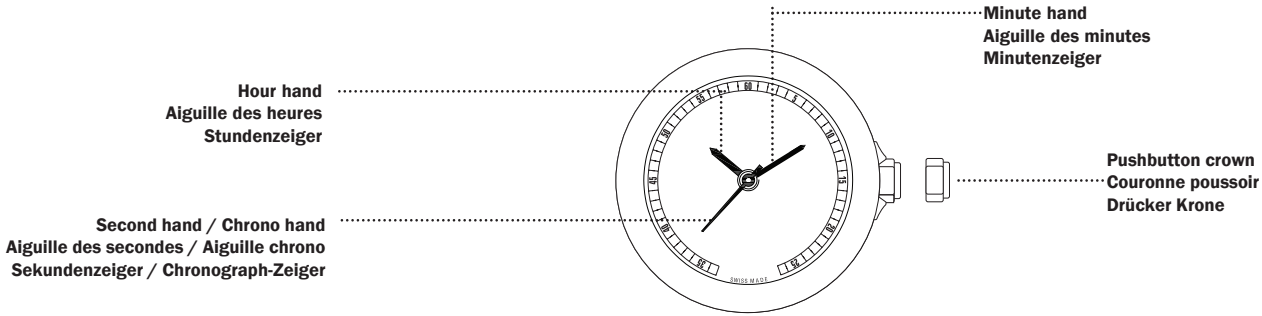
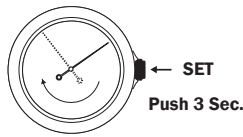


PRESENTATION – PRÉSENTATION – ANSICHT



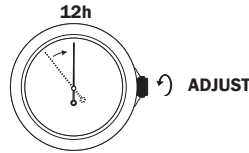
SETTINGS – REGLAGES – EINSTELLUNG

**SECOND / CHRONO HAND
SYNCHRONIZATION**



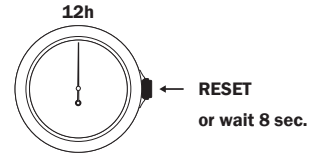
0.1

**SYNCHRONISATION
DE L'AIGUILLE SECONDE / CHRONO**



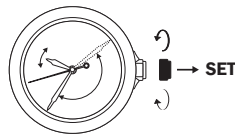
0.2

**SYNCHRONISATION
DES SEKUNDEN / CHRONO-ZEIGERS**



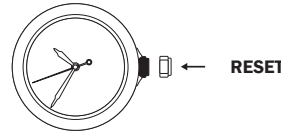
0.3

**SETTING THE TIME
HOUR AND MINUTE**



1.1

**REGLAGE DE L'HEURE
ET MINUTE**

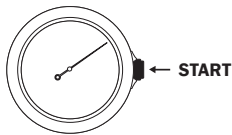


1.2

**EINSTELLEN DER ZEITANZEIGE
STUNDEN UND MINUTEN**

FUNCTIONS – FONCTIONS – FUNKTIONEN

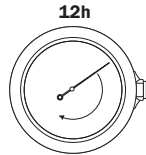
CHRONO FUNCTION



2.1

The chrono has started.
Le chrono a démarré.
Der Chronograph startet.

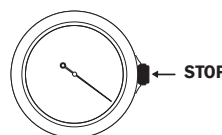
FONCTION CHRONO



2.2

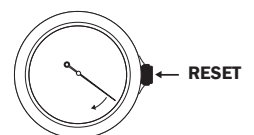
The hand moves at noon.
The first minute is a second chrono
After, Chrono minute : 1 step / 15s (max 60 min)
L'aiguille se déplace à midi.
La première minute est un chrono seconde
Après, Chrono minute : 1 pas / 15s (max 60 min)
Der Zeiger stellt sich auf Mittag.
Die erste Minute ist ein Chrono Sekunde
Danach, Chrono Minute: 1 Schritt/15 Sek (max. 60 Min)

CHRONO FUNKTION



2.3

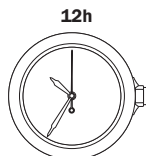
Stop of the chrono function.
Arrêt de la fonction chrono.
Anhalten der Stoppuhr - Funktion



2.4

The hand return to its second function.
L'aiguille retrouve sa fonction seconde.
Der Zeiger kehrt in seine
Position Sekundenzeiger zurück.

**END OF LIFE
INDICATION**



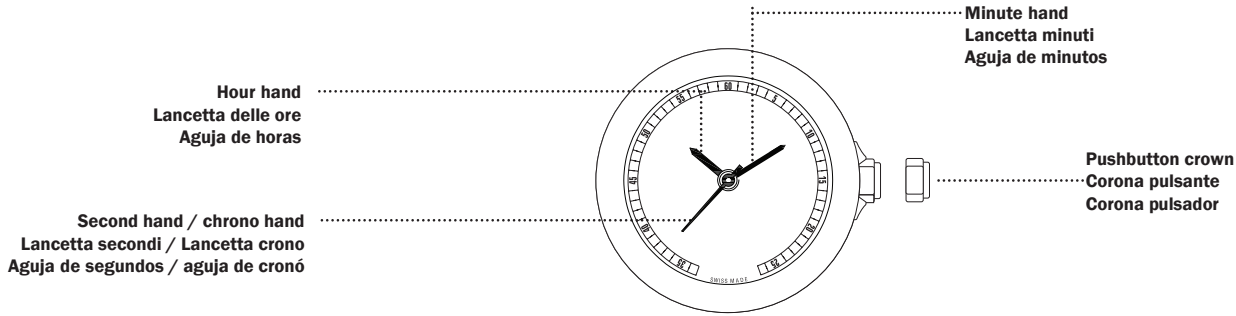
**INDICATION DE
BATTERIE FAIBLE**

The second hand does 8 steps every 2s to indicate low battery.
L'aiguille seconde effectue 8 pas toutes les 2s pour indiquer batterie faible.
Der Sekundezeiger macht 8 Schritte alle 2 Sekunden um die Schwäche der Batterie anzuzeigen.

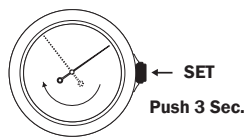
**BATTERIE-END-
ANZEIGE**

9500/2240

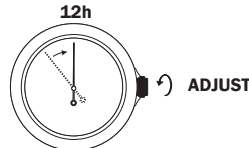
PRESENTATION – PRESENTAZIONE – PRESENTACION



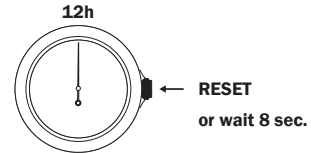
**SECOND / CHRONO HAND
SYNCHRONIZATION**



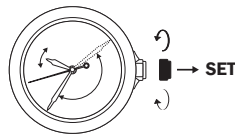
**SINCRONIZZAZIONE
DELLE LANCETTA SECONDI / CRONO**



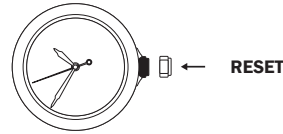
**SINCRONIZACIÓN
DE LA AGUJA SEGUNDOS / CRONÓ**



**SETTING THE TIME
HOUR AND MINUTE**

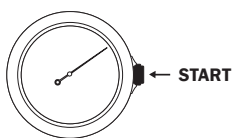


**SISTEMA IL TEMPO
ORE E MINUTI**



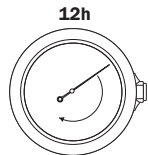
**AJUSTAR LA HORA
HORAS Y MINUTOS**

CHRONO FUNCTION



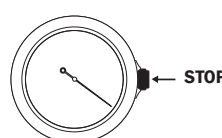
The chrono has started.
El chrono ha iniziato
El crono ha empezado.

FONCTION CRONO

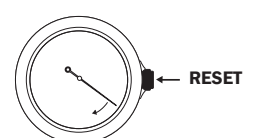


The hand moves at noon.
The first minute is a second chrono
After, Chrono minute : 1 step / 15s (max 60 min)
La lancetta si sposta a mezzogiorno
Il primo minuto è di un secondo crono
Dopo Crono minuto: 1 step / 15s (max 60 min)
La aguja vas al mediodía.
El primer minuto es un cronó segundo
Después Cronó minuto: 1 paso / 15s (max 60 min)

FUNCIÓN CRONÓ

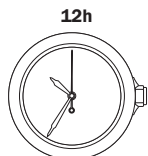


Stop of the chrono function.
Arrestare la funzione di crono.
Parar de la función cronó.



The hand return to its second function.
La lancetta restituisce seconda funzione.
La aguja vuelve a función cronó.

**END OF LIFE
INDICATION**



**INDICAZIONE DI
PILA SCARICA**

The second hand does 8 steps every 2s to indicate low battery.
La lancetta secondi fa 8 pasos ogni 2s per indicare pila scarica.

**INDICATOR DE
BATERÍA BAJA**

La aguja de segundos hace 8 pasos cada 2s para indicar que la batería baja.